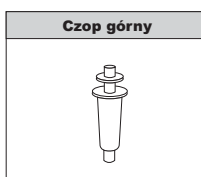
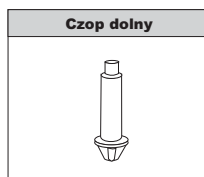
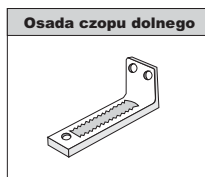


ELEMENTY SKŁADOWE

I DODATKOWE



Długość
0,603 m, 0,756 m, 0,806 m
0,908 m, 1,213 m, 1,518 m
1,822 m

